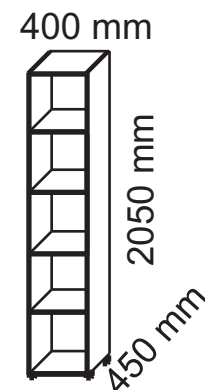


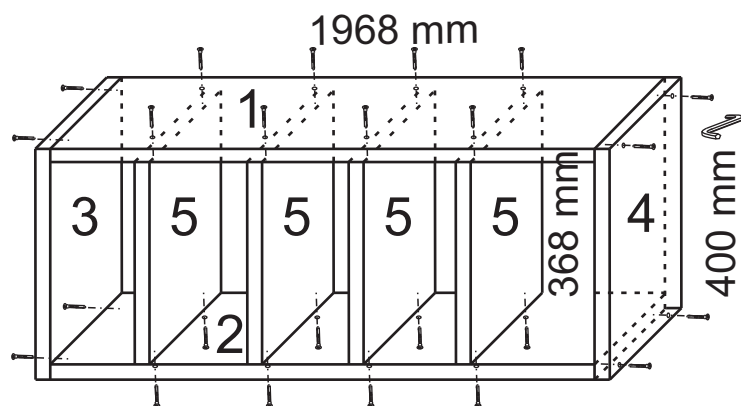
FISA DE MONTAJ

Lv17. ETAJERA



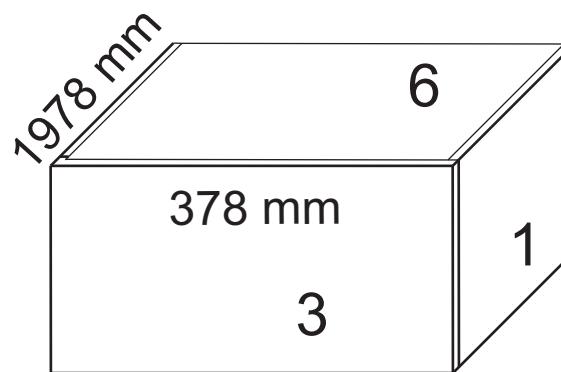
PASUL 1:

Se prinde capacul (3) si politele (5) de celedoua laterale (1) si (2) in gaurile existente, folosind eurosuruburi si cheia imbus.



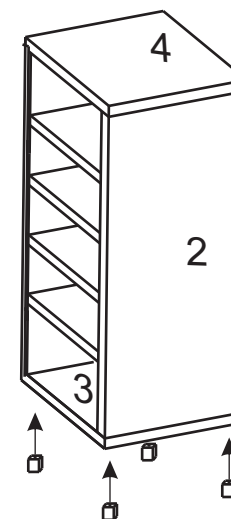
PASUL 2:

Apoi se aseaza spatele (6) din PFL in canalele existente pe laterale si capacul (3). Se prinde apoi si capacul (4) de laterale tot prin eurosuruburi.

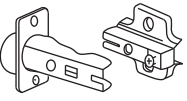
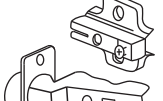
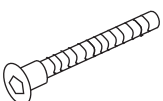
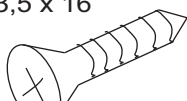
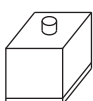

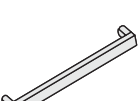
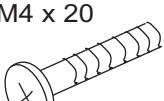
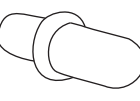
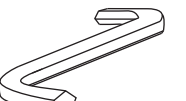


PASUL 3:

Apoi se monteaza picioarele pe capacul (3).



ACCESORII

Balama aplicate	Balama semiaplicata	Eurosurub	Holsurub	Picioare H50	Tinte	Maner	Surub	Suport polita	Cheie imbus
									
Buc. x 0	x 0	x 24	3,5 x 16 x 0	x 4	x 0	x 0	M4 x 20 x 0	x 0	x 1