
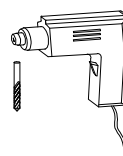
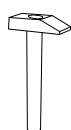
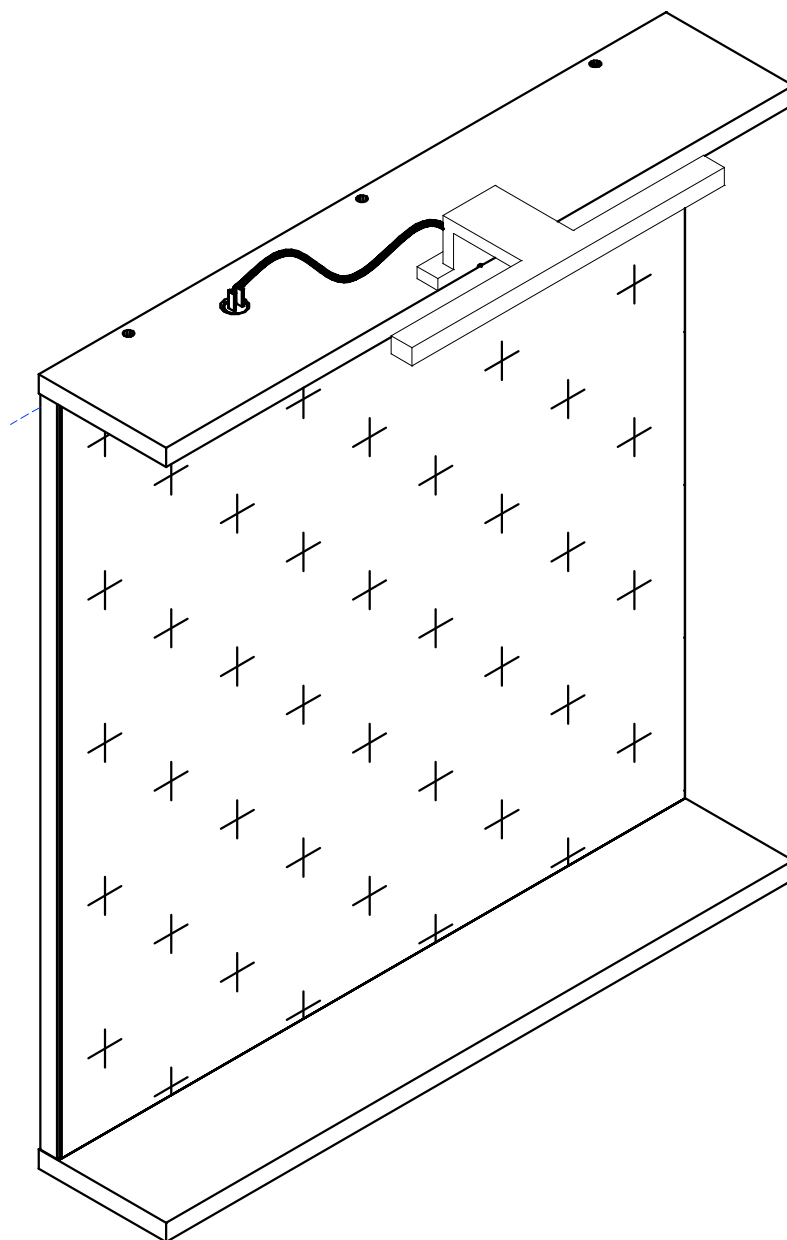


# Assembly instructions Instrucțiuni de montare

PRODUCT : MIRROR 4

PRODUS : OGLINDA 4

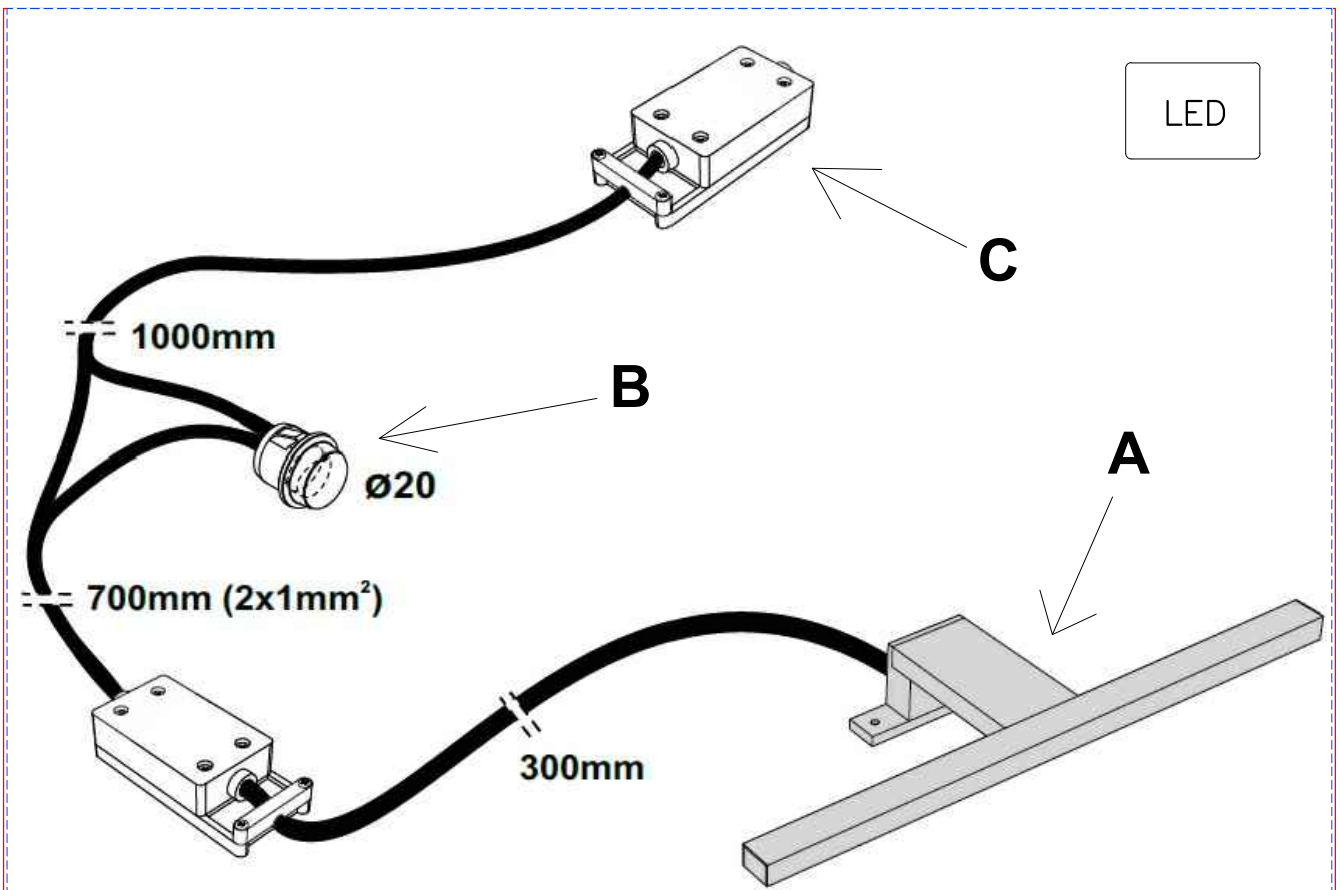


In calitate de producator de mobila am dori sa va informam ca o fixare a mobilei de perete poate fi buna doar daca legatura dintre materialul de fixare (dibluri) si perete este buna. In cazul corpurilor suspendate verificati peretele si folositi doar dibluri corespunzatoare tipului de perete (caramida, BCA, rigips, etc.) achizitionate dintr-un magazin de specialitate. In definitiv montatorul este raspunzator de fixarea de perete.

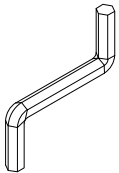
- Montarea si pozarea articolelor electrice se va efectua doar de catre personal calificat si autorizat.
- Respectati descrierea si specificatiile de incarcare din instructiunile de montaj - in caz de supraincarcare ce poate sa apara datorita copiilor care se joaca, datorita persoanelor, materialului sau datorita altor factori - nu ne asumam nici o raspundere ca producator de mobila.
- Nu se va depasi incarcarea maxima de 3kg pe polita!
- Corpurile de mobilier trebuie asezate pe suprafete orizontale fara denivelari. Doar dupa aceasta se vor regla usile. Nu recomandam montarea mobilierului deasupra sifonului de pardoseala.
- Nu asezati pe suprafetele mobilierului obiecte ude, calde. In caz de stropire cu apa sau diferite substante (alcool, sapun lichid, acetona, etc.) stergeti imediat cu materiale textile moi, absorbante, foarte putin umezite.
- Mobilierul se pastreaza numai in incaperi aerisite, ferit de actiunea radiatiilor solare si de contactul cu apa. Mobilierul este conceput pentru interior.
- Se recomanda o distanta de minimum 50cm fata de sursele de apa. Evitati contactul direct al mobilierului cu apa. Acesta este conceput sa reziste la conditii normale de umiditate (abur, stropire accidentala). Expunerea permanenta la un grad ridicat de umiditate va provoca deteriorarea mobilierului (umflare).
- Amplasati mobilierul de baie la distanta de sursele de caldura (calorifer, etc.), distanta de garda generala este de 20cm.
- Se recomanda stergerea mobilierului de cate ori este nevoie numai cu materiale moi, uscate si curate.
- Pentru intretinerea componentelor metalice, manerelor si feroneriei se va evita utilizarea de produse abrazive (bureti aspri, solventi, diluanti, etc.)
- Se recomanda verificarea periodica a instalatiei sanitare aferente mobilierului de baie pentru a evita eventualele pierderi de apa care ar putea aduce in timp la deteriorarea mobilierului.
- Toate suruburile si elementele de imbinare demontabile vor trebui verificate si stranse dupa 5 pana la 6 saptamani pentru a se asigura o siguranta definitiva a fixarii.
- Mutarea corpurilor de mobilier se face numai prin ridicarea lor, prinderea corpurilor de mobilier pentru ridicare se face de la baza.
- Racordarea la reseaua electrica si apa/canal a mobilierului este obligatorie sa fie executata exclusiv de catre personal autorizat pentru astfel de operatiuni.
- Nu folositi agenti de curatire abrazivi
- In cazul in care nu se respecta instructiunile de utilizare, de deservire sau de montaj, daca se efectueaza modificari ale produselor, daca se schimba piese sau se folosesc piese care nu corespund pieselor originale, atunci se pierde orice garantie sau pretentie de responsabilitate din partea producatorului de mobila.

As a furniture manufacturer, we would like to inform you that a wall fitting can be good only if the connection between the fixing material (dowels) and the wall is good. In the case of suspended bodies, check the wall and use only dowels corresponding to the type of wall (brick, BCA, rigips, etc.) purchased from a specialist store. Ultimately, the installer is responsible for fixing the wall.

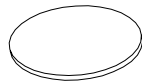
- Installation and placement of electrical items should only be carried out by qualified and authorized personnel.
- Observe the description and loading specifications in the assembly instructions - in the event of overloading that may occur due to children playing due to people, material or other factors - we do not assume any responsibility as a furniture manufacturer.
- Do not exceed the maximum load of 3kg on the shelf!
- Furniture should be placed on horizontal surfaces without bumps. Only after that will the doors be adjusted. We do not recommend fitting the furniture over the floor siphon.
- Do not place hot, wet objects on the furniture surfaces. In case of splashing with water or various substances (alcohol, liquid soap, acetone, etc.), immediately wipe with soft, absorbent, very damp textiles.
- Furniture should only be kept in ventilated rooms, protected from solar radiation and water contact. The furniture is designed for the interior.
- A distance of at least 50cm from water sources is recommended. Avoid direct contact of the furniture with water. It is designed to withstand normal humidity (steam, splashing). Permanent exposure to high humidity will cause furniture damage (swelling).
- Place the bathroom furniture away from the heat sources (radiator, etc.), the general guard distance is 20cm.
- It is recommended to remove the furniture as often as necessary only with soft, dry and clean materials.
- For the maintenance of metal components, handles and fittings, avoid abrasive products (sponge, solvents, thinners, etc.)
- It is advisable to periodically check the sanitary fittings for bathroom furniture to avoid any water loss that could lead to damage to the furniture over time.
- All dismountable screws and fasteners will need to be checked and tightened after 5 to 6 weeks to ensure a secure fit.
- Moving the furniture is done only by lifting it, the attachment of the furniture for lifting is made from the base.
- The connection to the electrical and water / canal of the furniture is obligatory to be carried out exclusively by authorized personnel for such operations.
- Do not use abrasive cleaning agents
- If the instructions for use, servicing or installation are not followed, if product changes are made, parts are changed or parts that do not correspond to the original parts are used, then any warranty or claim of responsibility is lost from furniture maker.



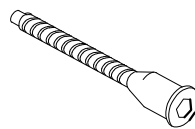
HEX



P-03



E-50

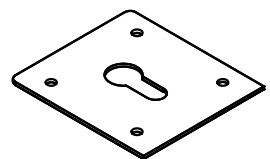


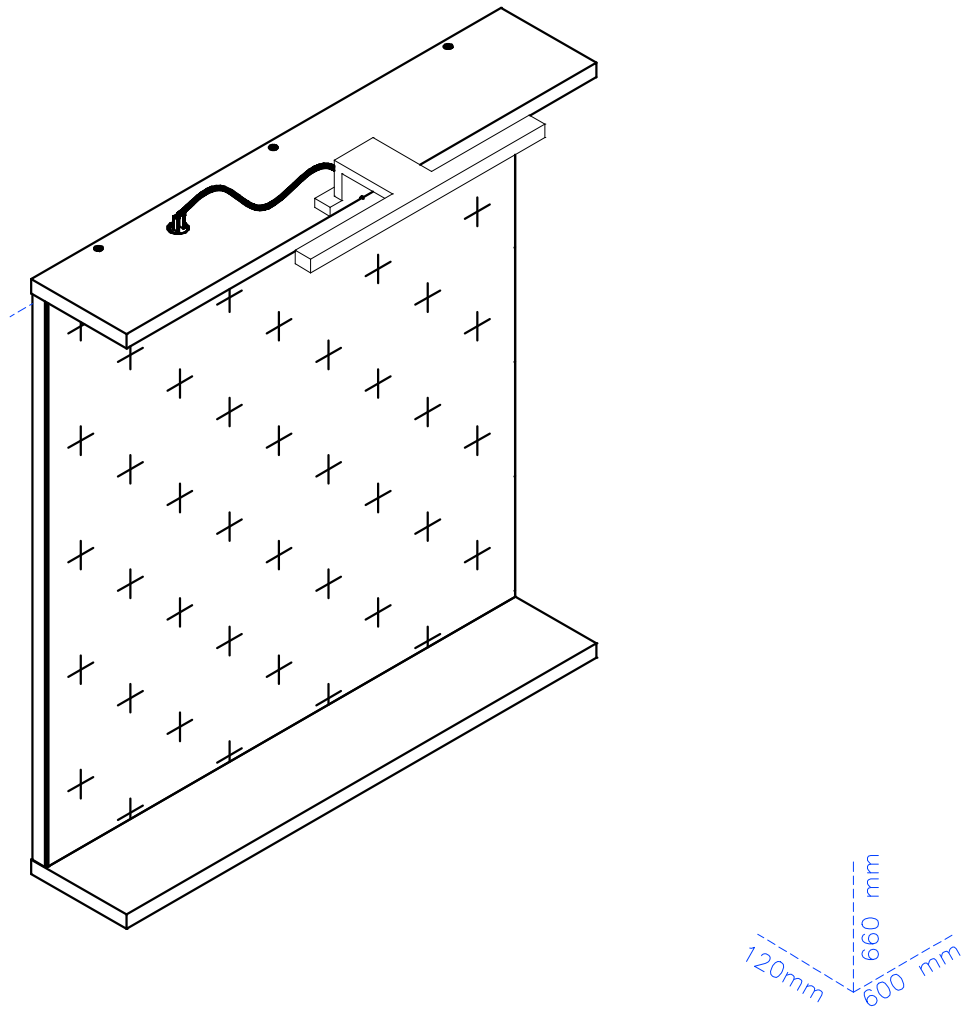
S1-16

Ø3.5x16



PL-01





- Materiale: – Placi din aschii de lemn (PAL), meleminate de grosime = 16 mm
- Cant ABS 0.5 mm
  - Elemente de imbinare din lemn si metalice
  - OGLINDA
  - Corp iluminat LED
  - Elemente de suspendare

