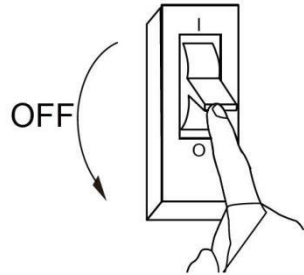


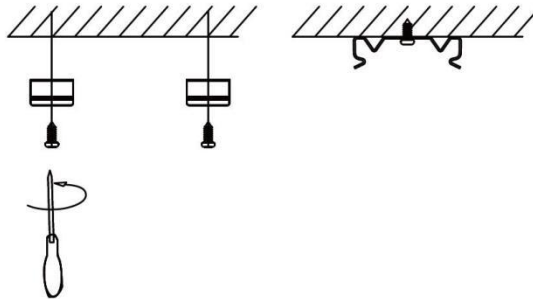
1

Deconectati instalatia de la sursa.



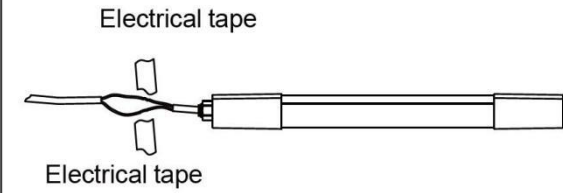
2

Fixati clema cu suruburi.



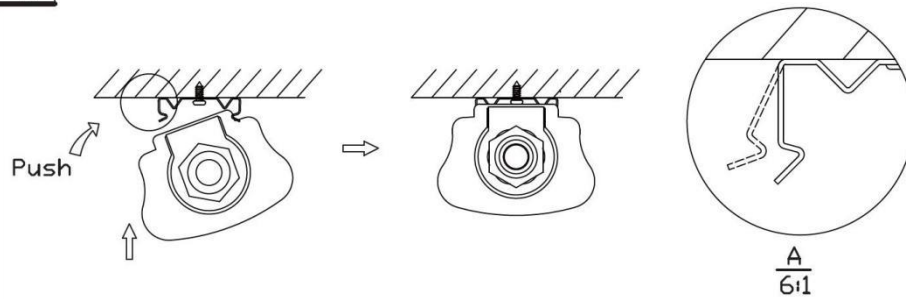
3

Conectati cablul electric.



4

Prindeti/fixati corpul de iluminat pe clemele de fixare.



5

Verificati daca s-au respectat instructiunile de montaj, apoi conectati la sursa pentru a functiona.

