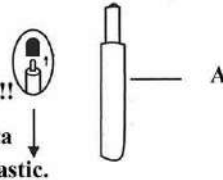
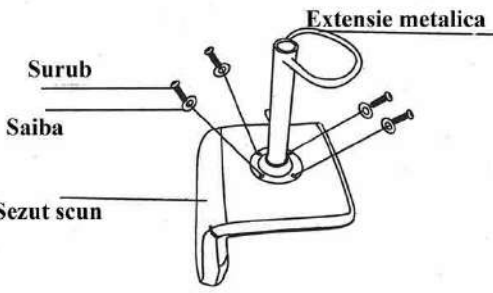
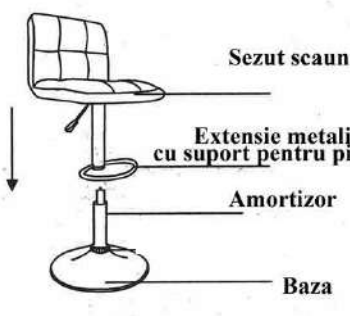










## Instructiuni de montaj pentru scaunul de bar ABS191B

### Lista componentelor

#### Montarea pas cu pas

<p><b>Pas 1</b></p> <p>Atentie !!! Se indeparteaza protectia de plastic.</p>  <p>Amortizor</p> <p>Baza</p>	<p><b>Pas 2</b></p>  <p>Surub</p> <p>Saiba</p> <p>Sezut scaun</p> <p>Extensie metalica</p>
<p><b>Pas 3</b></p>  <p>Sezut scaun</p> <p>Extensie metalica cu suport pentru picioare</p> <p>Amortizor</p> <p>Baza</p>	<p><b>Final</b></p> 

 <p>1 bucata</p>	
 <p>1 bucata</p>	<p>Surub</p>  <p>4 bucati</p>
<p>Baza</p>  <p>1 bucata</p>	<p>Saiba</p>  <p>4 bucati</p>
<p>Amortizor</p>  <p>1 bucata</p>	<p>Imbus</p>  <p>1 bucata</p>