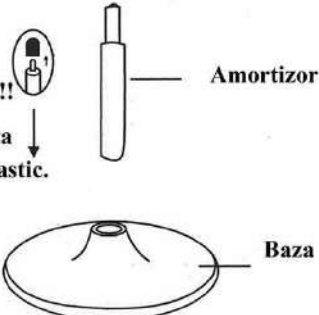
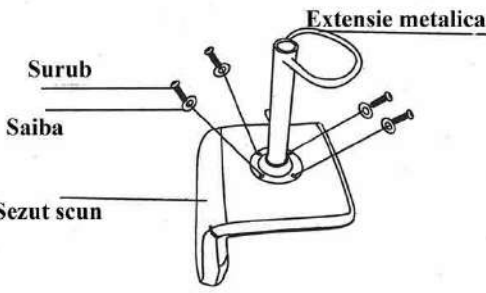

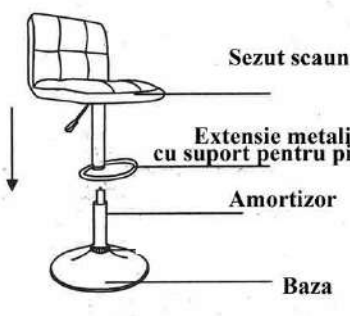









Instructiuni de montaj pentru scaunul de bar ABS191B

Lista componentelor

Montarea pas cu pas

<p>Pas 1</p> <p>Atentie !!! Se indeparteaza protectia de plastic.</p>  <p>Amortizor</p> <p>Baza</p>	<p>Pas 2</p>  <p>Extensie metalica</p> <p>Surub</p> <p>Saiba</p> <p>Sezut scaun</p>	<p>Sezut scaun</p>  <p>1 bucata</p>	
<p>Pas 3</p>  <p>Sezut scaun</p> <p>Extensie metalica cu suport pentru picioare</p> <p>Amortizor</p> <p>Baza</p>	<p>Final</p> 	<p>Extensie metalica</p>  <p>1 bucata</p>	<p>Surub</p>  <p>4 bucati</p>
		<p>Baza</p>  <p>1 bucata</p>	<p>Saiba</p>  <p>4 bucati</p>
		<p>Amortizor</p>  <p>1 bucata</p>	<p>Imbus</p>  <p>1 bucata</p>