
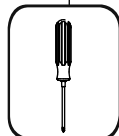
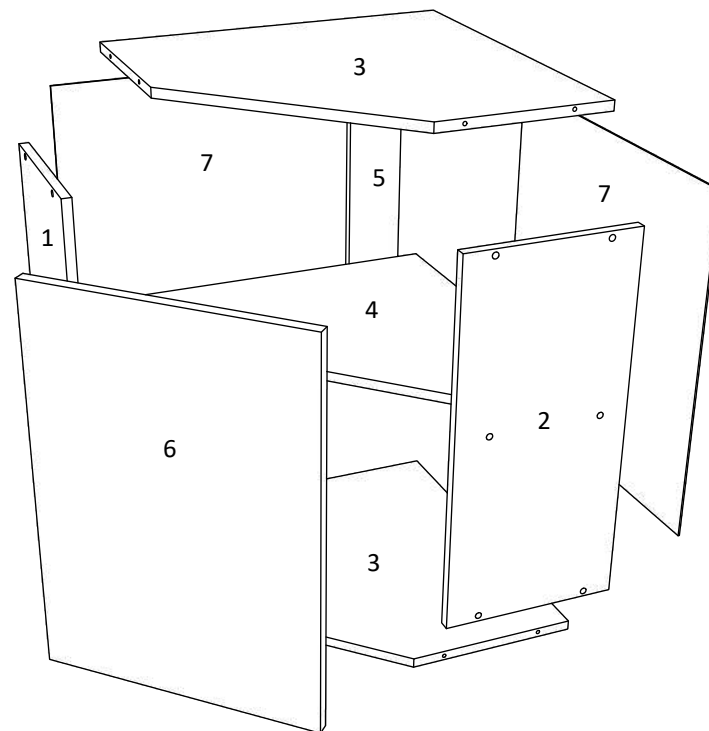
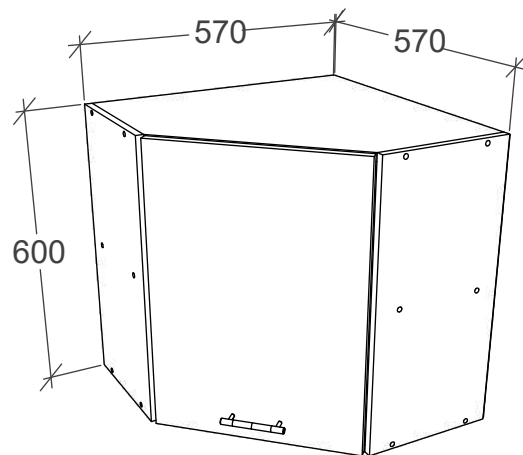




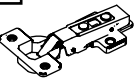









CORP SUPERIOR COLT

570 x 570 x 600 mm



A 7x50mm  x 15	B  x 1	C 3.5 x 16 mm  x 19	D 128 mm  x 1	E 45°  x 2
F  x 40	G 8 mm  x 3	H  x 14	I M4 x 22 mm  x 2	J 6x80mm  x 3
K  x 3	L  x 2			

No	B	b	x
1	600	290	1
2	600	290	1
3	554	554	2
4	538	554	1
5	568	100	1
6	372	596	1
7	596	566	2

