



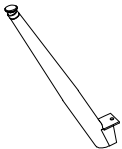



Instructiuni de montaj
MASUTA CAFEA L100 RH523 1C

MAX
100kg

8108803
RH523 1C

No.	Past	Pcs
A		1
B		4
C		8
D		1
E		4
F		4

