

Bourdon tube pressure gauges for heating/plumbing applications



- With self-sealing connection thread (NG 50 and 63) for fast mounting
- Red maximum mark on dial (version HZ)
- Adjustable red reference pointer and green operation segment on window (version HZ)
- Corrosion-resistant housing



Mounting valves with self-sealing coating, automatically close during replacement of gauge to enable fast and cost-effective servicing (see "Accessories for pressure gauges").



Page 339

Application For gaseous and liquid media which are not highly viscous, do not crystallise and do not attack copper alloys and EPDM.
! For measuring gas or vapour, observe the table "Selection Criteria as per EN 837-2" (see appendix!)

Technical specifications

Nominal size
50 – 63 – 80 – 100

Accuracy class (EN 837-1/6)
2.5

Ranges (EN 837-1/5)
-1/0 bar
0/0.6 to 0/25 bar

Application area
Static load: $\frac{3}{4}$ x full scale value
Dynamic load: $\frac{2}{3}$ x full scale value
Short-term: full scale value

Operating temperature range

Medium: $T_{max} = +60\text{ }^{\circ}\text{C}$
Ambient: $T_{min} = -20\text{ }^{\circ}\text{C}$
 $T_{max} = +60\text{ }^{\circ}\text{C}$

Temperature performance

Indication error when the temperature of the measuring system deviates from the normal temperature of $20\text{ }^{\circ}\text{C}$:
rising temperature approx. $\pm 0.4\text{ } \%/10\text{ K}$
falling temperature approx. $\pm 0.4\text{ } \%/10\text{ K}$
of full scale value

Degree of protection

IP 32 (EN 60529)

Standard version

Connection

NG 50–63 G $\frac{1}{4}$ B: Self-sealing thread with PTFE ring for safe and fast installation (Attention: 60° chamfer required at female thread!)
Brass, bottom or centre back
NG 50–63 G $\frac{1}{4}$ B – spanner size SW 14
NG 80–100 G $\frac{1}{2}$ B – spanner size SW 22

Measuring element

Bourdon tube, copper alloy; "C" type tube

Movement

Brass

Dial

Plastic, white
Dial marking black

Pointer

Plastic, black

Housing

Plastic (ABS), black, highly impact-resistant and corrosion-resistant

Window

Clip-in plastic NG 80–100 with adjustable red reference pointer

Special versions

Pressure gauges for heating installations NG 50–63–80

For sealed heating systems
Range: 0/4 bar
Connection: NG 50 G $\frac{1}{4}$ B bottom back
NG 63 G $\frac{1}{4}$ B or G $\frac{3}{8}$ B
bottom or centre back
NG 80 G $\frac{1}{2}$ B bottom or
G $\frac{1}{4}$ B centre back (with valve G $\frac{1}{4}$ x G $\frac{1}{2}$)
Dial with red mark at 2.5 or 3 bar and green sector from 1.5 to 2.5 or 3 bar, window with adjustable red reference pointer and green flag

Hydrometer NG 80–100

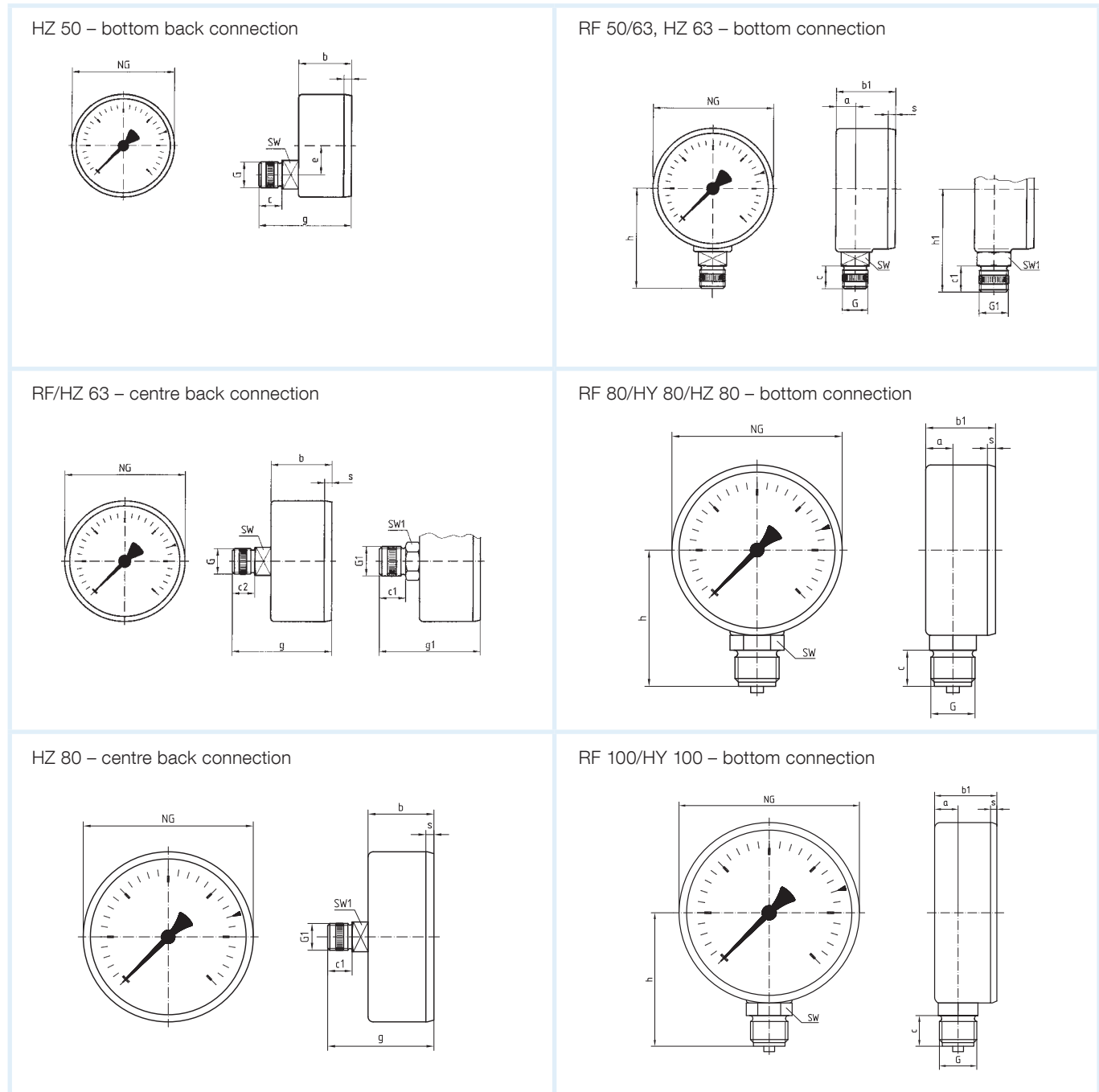
Water level indicator for open heating systems
Ranges: 0/0.6 to 0/10 bar
Connection: Brass G $\frac{1}{2}$ B bottom – SW 22
Dual scale: Bar outer scale black
metres water column inner scale black
Window with adjustable reference pointer



See page 321 for prices.

Bourdon tube pressure gauges for heating/plumbing applications

Housing types and dimensions



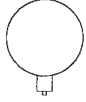

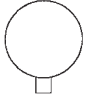

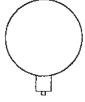
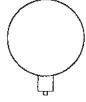
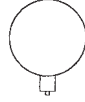
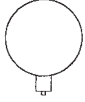
11


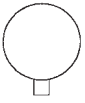

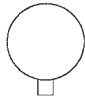

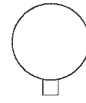


Dimensions (mm)

Nominal size (NG)	a	b	b1	c	c1	c2	e	g	g1	G	G1	h	h1	s	SW	Spanner size SW1
50	-	25.8	-	11.2	-	-	14	43	-	G $\frac{1}{4}$ B	-	-	-	3.8	14	-
63	9.8	30.4	29.7	11.2	13	11.5	-	49.9	50.4	G $\frac{1}{4}$ B	G $\frac{3}{8}$ B	49.5	51.5	3.7	14	17
80	12.8	31	32.8	17	11.5	-	-	50	-	G $\frac{1}{2}$ B	G $\frac{1}{4}$ B	64	-	2.8	22	14
100	15.5	-	34.5	17	-	-	-	-	-	G $\frac{1}{2}$ B	-	74	-	3.5	22	-

Bourdon tube pressure gauges for heating/plumbing applications

DG: G, PG: 2

Type	RF 50 rad	RF 50 ax	RF 63 rad	RF 63 ax	RF 80 rad	HY 80 rad*	RF 100 rad	HY 100 rad*
Version								
Housing Ø	50	50	63	63	80	80	100	100
Housing	Plastic (ABS), black, highly impact-resistant and corrosion-resistant							
Measuring element	Bourdon tube, copper alloy							
Accuracy class	2.5	2.5	2.5	2.5	2.5	2.5	2.5	2.5
Connection	G¼B	G¼B	G¼B	G¼B	G½B	G½B	G½B	G½B
Thread	Self-sealing with PTFE sealing ring				-			
					With adjustable red reference pointer			
Range (bar)	Part no.	Part no.	Part no.	Part no.	Part no.	Part no.	Part no.	Part no.
Price €								
-1/0	-	-	63501	-	63551	-	63601	-
0/0.6	-	-	-	-	-	-	-	63281
0/1	-	-	-	-	63559	63570	63609	63282
0/1.6	-	-	-	-	63560	63571	63610	63283
0/2.5	-	-	63511	63536	63561	-	63611	63284
0/4	-	-	63512	63537	63562	-	63612	63285
0/6	63122	63127	63513	63538	63563	63574	63613	63286
0/10	63123	63128	63514	63539	63564	63575	63614	63287
0/16	63124	63129	63515	63540	63565	-	63615	-
0/25	-	-	-	-	63566	-	63616	-

Type	HZ 50 back bottom	HZ 63 rad	HZ 63 ax	HZ 63 rad	HZ 63 ax	HZ 80 rad	HZ 80 rad	HZ 80 ax
Version								
Housing Ø	50	63	63	63	63	80	80	80
Housing	Plastic (ABS), black, highly impact-resistant and corrosion-resistant							
Measuring element	Bourdon tube, copper alloy							
Range	0/4 bar							
Dial	With red mark at 3 bar and green sector from 1.5 to 3 bar							
Window	Plastic with adjustable red reference pointer and green flag							
Accuracy class	2.5	2.5	2.5	2.5	2.5	2.5	2.5	2.5
Connection	G¼B	G¾B	G¾B	G¼B	G¼B	G½B	G¼ with valve G¼ x G½	G¼ with valve G¼ x G½
Thread	Self-sealing with PTFE sealing ring					-		Self-sealing with PTFE sealing ring
Range (bar)	Part no.	Part no.	Part no.	Part no.	Part no.	Part no.	Part no.	Part no.
Price €								
Part no.	63927	63910	63914	63911	63915	63918	63913	63919
Dial	With red mark at 2.5 bar and green sector from 1.5 to 2.5 bar							
Price €								
Part no.	-	63908	63909	-	-	-	-	-

* Dual scale bar/mWC.